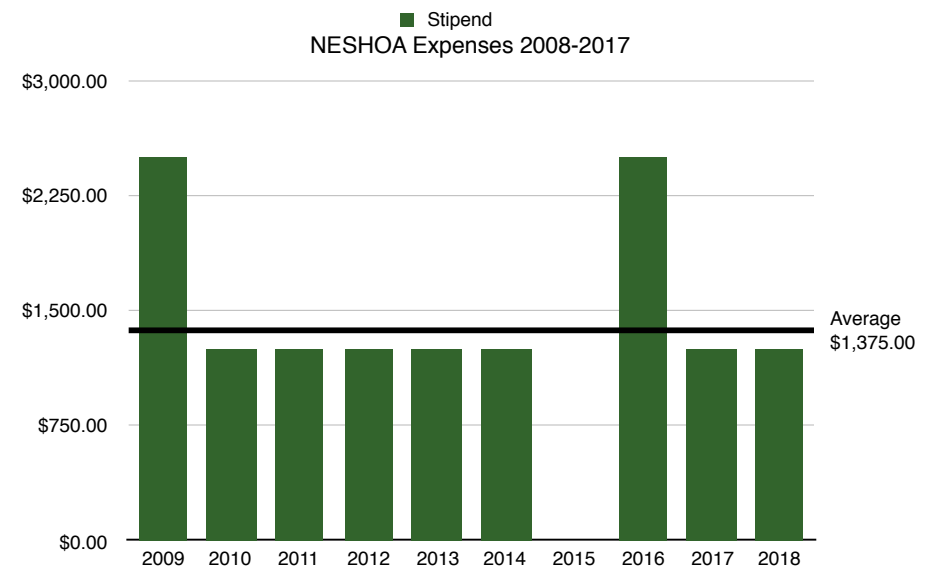
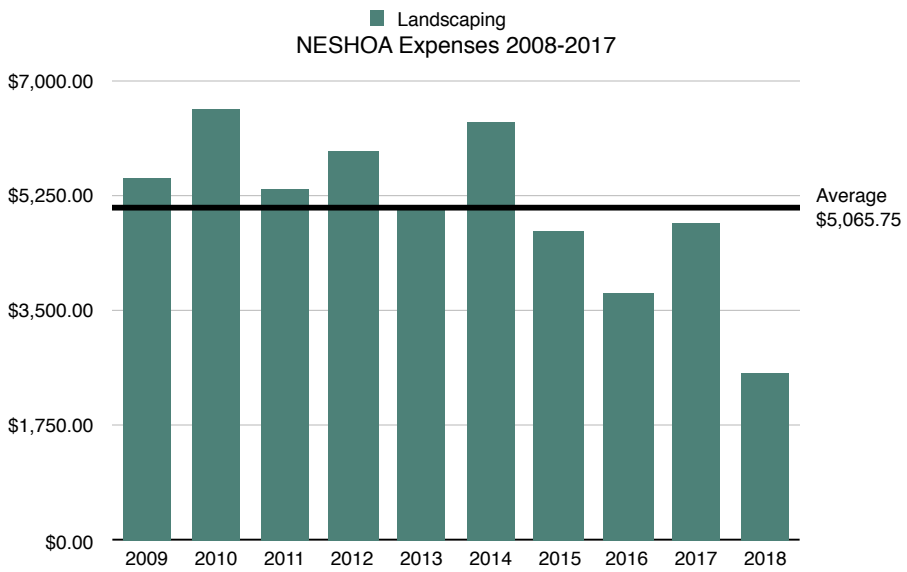
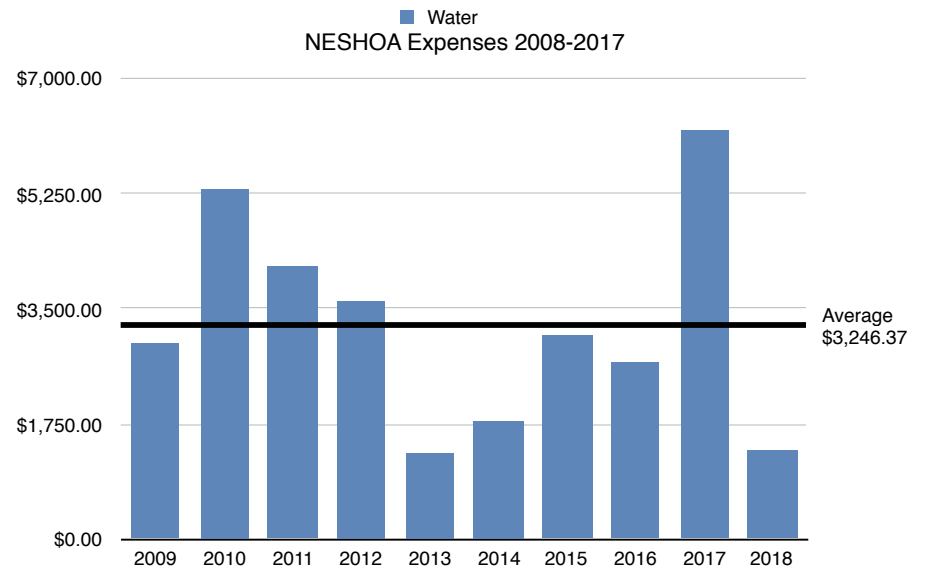
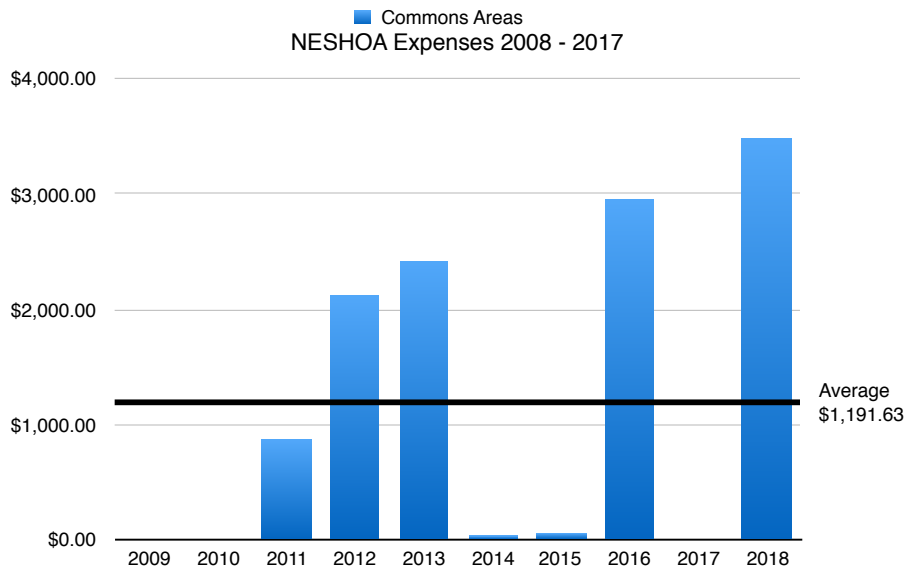


ARCHIVE OF EXPENSES - 2018: NOWLAND ESTATES SUBDIVISION HOMEOWNERS ASSOCIATION, INC.

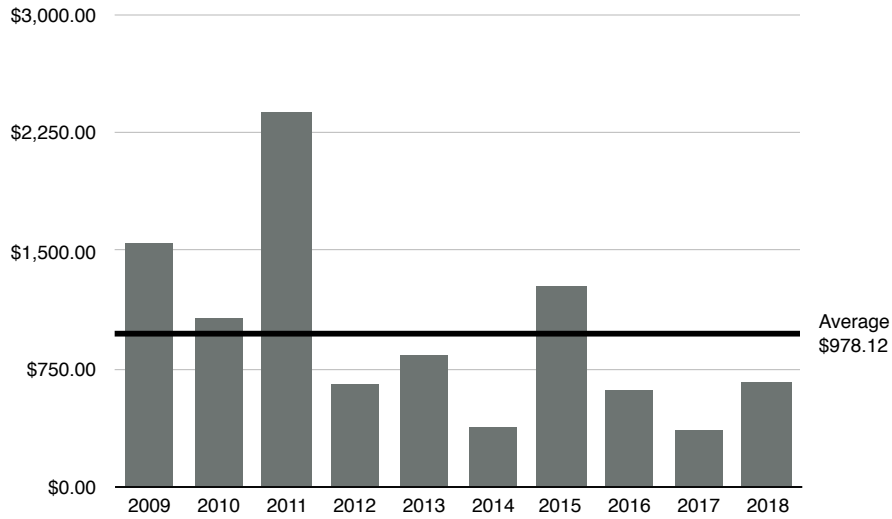
	End of Year Balance	Commons Areas	Landscaping	Sprinkler Systems	Snow Plowing	Pump Stations	Electricity	Insurance	Water	Stipend	Legal Fees	Misc	Sidewalk Repair	Sign Repair	Road Repair	EFI Refund
2009	\$ 5,868.14	\$ 0.00	\$ 5,504.61	\$ 1,545.00	\$ 2,694.00	\$ 1,403.00	\$ 1,528.45	\$ 788.00	\$ 2,955.98	\$ 2,500.00	\$ 0.00	\$ 443.84	\$ 0.00	\$ 0.00	\$ 0.00	
2010	\$ 8,052.09	\$ 0.00	\$ 6,565.28	\$ 1,075.00	\$ 1,911.00	\$ 2,387.60	\$ 930.25	\$ 795.00	\$ 5,332.44	\$ 1,250.00	\$ 0.00	\$ 692.00	\$ 1,068.48	\$ 0.00	\$ 0.00	
2011	\$ 6,163.88	\$ 856.03	\$ 5,356.00	\$ 2,387.00	\$ 3,078.00	\$ 5,546.04	\$ 2,139.31	\$ 795.00	\$ 4,140.06	\$ 1,250.00	\$ 0.00	\$ 494.19	\$ 0.00	\$ 0.00	\$ 0.00	
2012	\$ 11,312.70	\$ 2,118.26	\$ 5,900.00	\$ 652.00	\$ 744.02	\$ 1,505.00	\$ 1,642.04	\$ 795.00	\$ 3,602.10	\$ 1,250.00	\$ 0.00	\$ 672.76	\$ 0.00	\$ 0.00	\$ 0.00	
2013	\$ 1,661.86	\$ 2,415.89	\$ 5,107.00	\$ 832.50	\$ 3,743.00	\$ 15,107.21	\$ 1,015.10	\$ 1,056.00	\$ 1,291.54	\$ 1,250.00	\$ 0.00	\$ 1,277.60	\$ 0.00	\$ 0.00	\$ 0.00	
2014	\$ 4,036.12	\$ 25.61	\$ 6,358.00	\$ 378.50	\$ 3,852.13	\$ 3,553.00	\$ 1,748.54	\$ 799.00	\$ 1,809.05	\$ 1,250.00	\$ 0.00	\$ 576.81	\$ 0.00	\$ 0.00	\$ 2,500.00	
2015	\$ 1,001.81	\$ 50.00	\$ 4,713.77	\$ 1,272.25	\$ 1,962.00	\$ 9,664.37	\$ 1,749.64	\$ 813.00	\$ 3,089.36	\$ 0.00	\$ 150.00	\$ 854.92	\$ 0.00	\$ 0.00	\$ 40,000.00	
2016	\$ 4,981.65	\$ 2,955.56	\$ 3,768.84	\$ 616.00	\$ 1,045.00	\$ 4,095.18	\$ 2,322.00	\$ 817.00	\$ 2,678.05	\$ 2,500.00	\$ 279.00	\$ 726.43	\$ 0.00	\$ 0.00	\$ 0.00	\$ 50.00
2017	\$ 15,595.56	\$ 3.17	\$ 4,829.04	\$ 355.50	\$ 1,353.14	\$ 0.00	\$ 2,736.38	\$ 818.00	\$ 6,234.91	\$ 1,250.00	\$ 0.00	\$ 647.66	\$ 0.00	\$ 0.00	\$ 0.00	\$ 0.00
2018	\$ 14,290.69	\$ 3,491.80	\$ 2,555.00	\$ 667.40	\$ 1,400.00	\$ 15,536.52	\$ 1,390.36	\$ 789.00	\$ 1,330.19	\$ 1,250.00	\$ 0.00	\$ 644.60	\$ 0.00	\$ 0.00	\$ 0.00	\$ 0.00
<b>10 Yr Total</b>	\$ 72,964.50	\$ 11,916.32	\$ 50,657.54	\$ 9,781.15	\$ 21,782.29	\$ 58,797.92	\$ 17,202.07	\$ 8,265.00	\$ 32,463.68	\$ 13,750.00	\$ 429.00	\$ 7,030.81	\$ 1,068.48	\$ 0.00	\$ 42,500.00	\$ 50.00



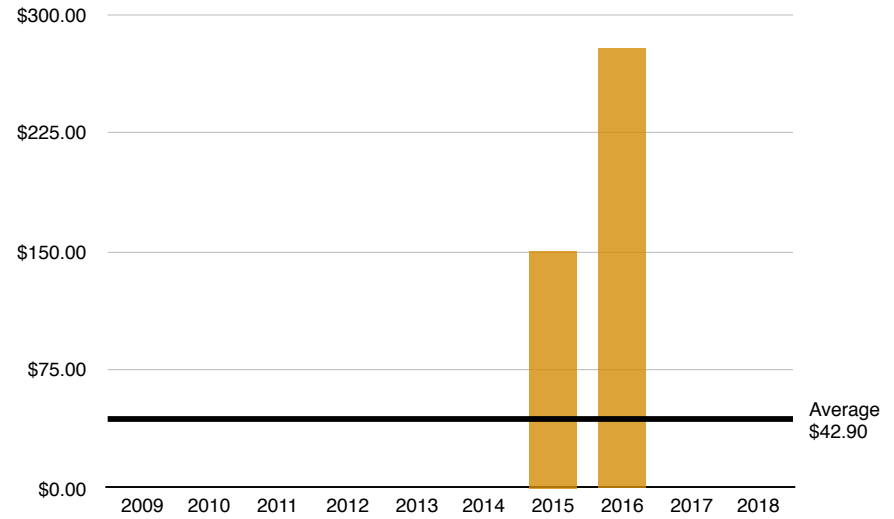
**Sprinkler Systems**

**Legal Fees**

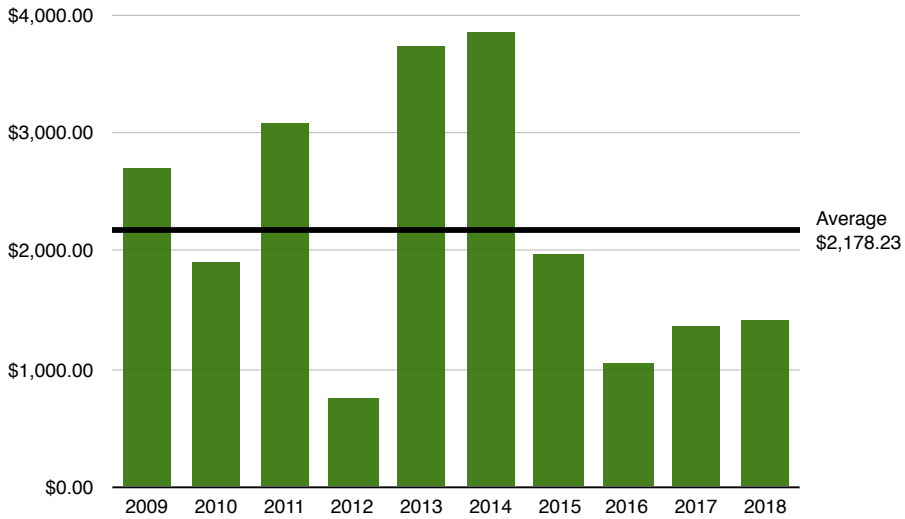
NESHOA Expenses 2008-2017



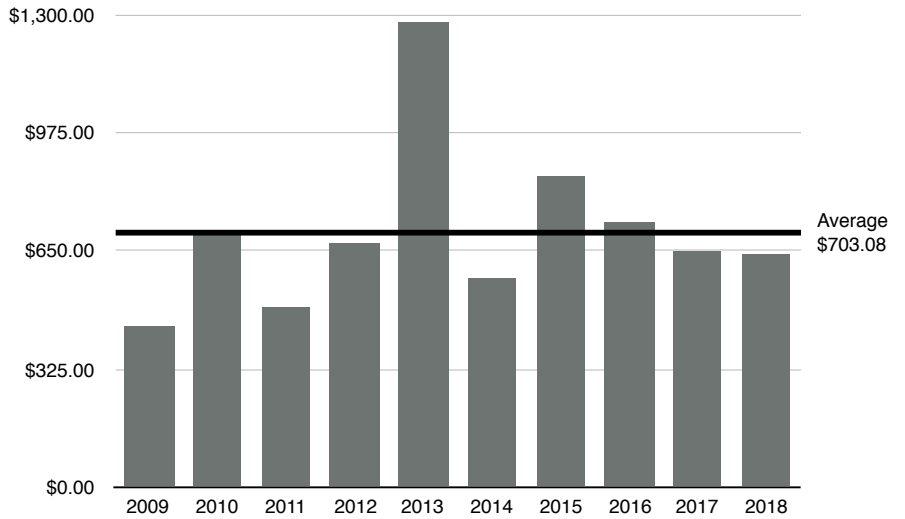
NESHOA Expenses 2008-2017



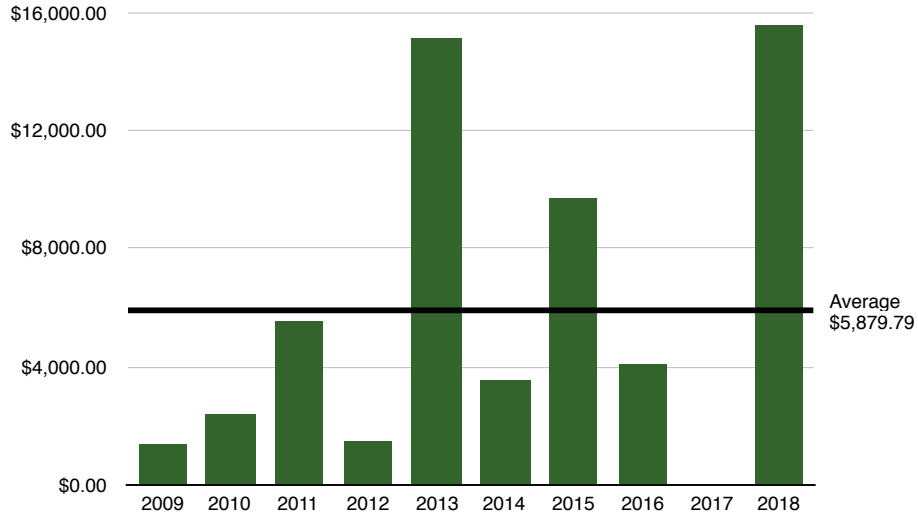
■ Snow Plowing  
NESHOA Expenses 2008-2017



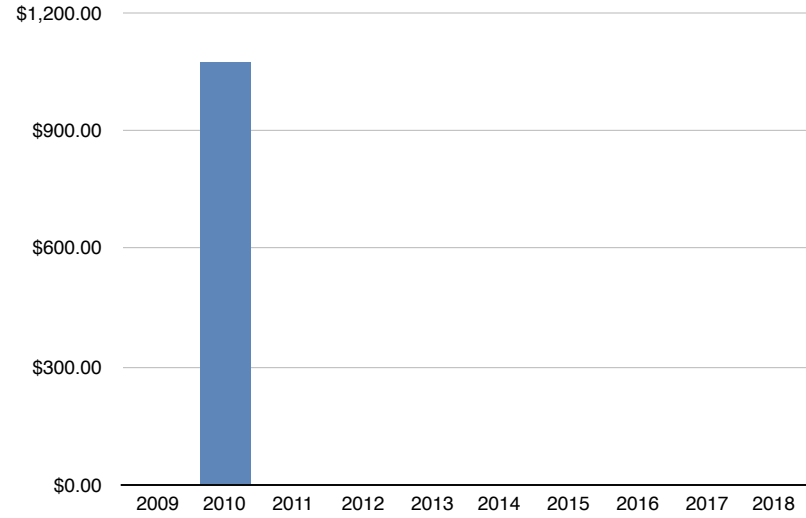
■ Misc  
NESHOA Expenses 2008-2017



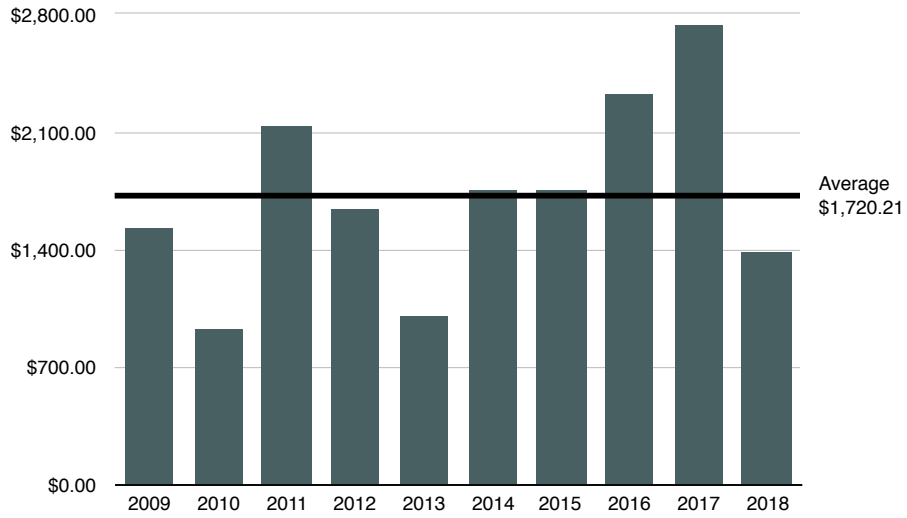
■ Pump Stations  
NESHOA Expenses 2008-2017



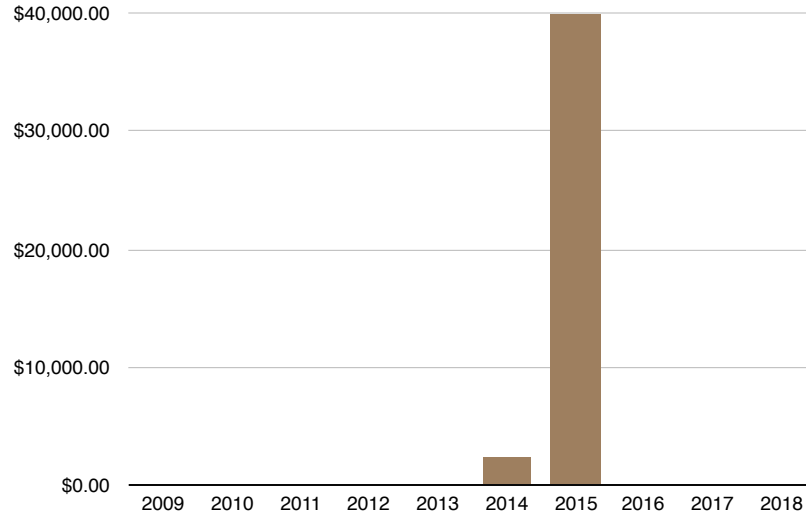
■ Sidewalk Repair  
NESHOA Expenses 2008-2017



■ Electricity  
NESHOA Expenses 2008-2017



■ Road Repair  
NESHOA Expenses 2008-2017



NESHOA Expenses - Ten Year Category Totals

