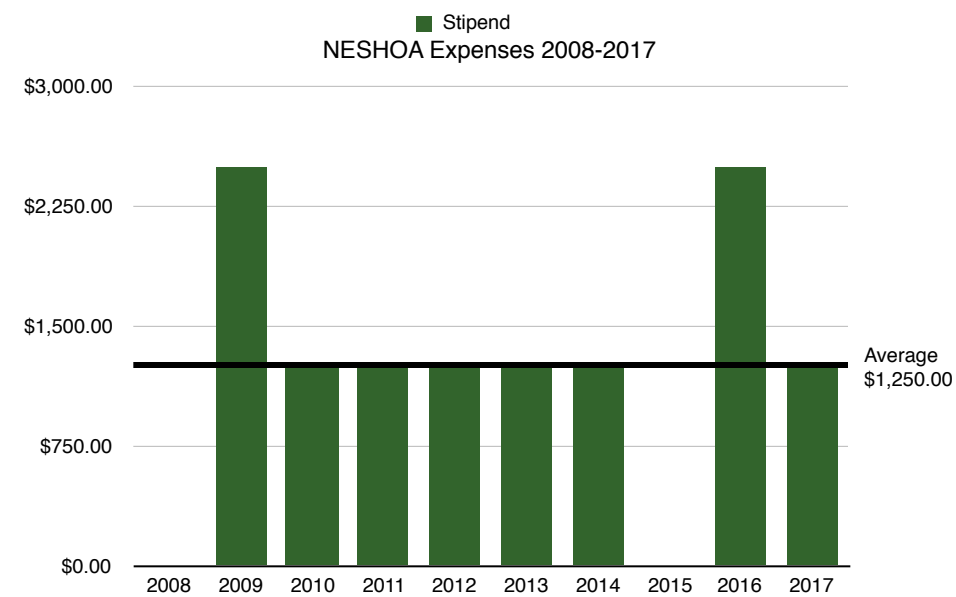
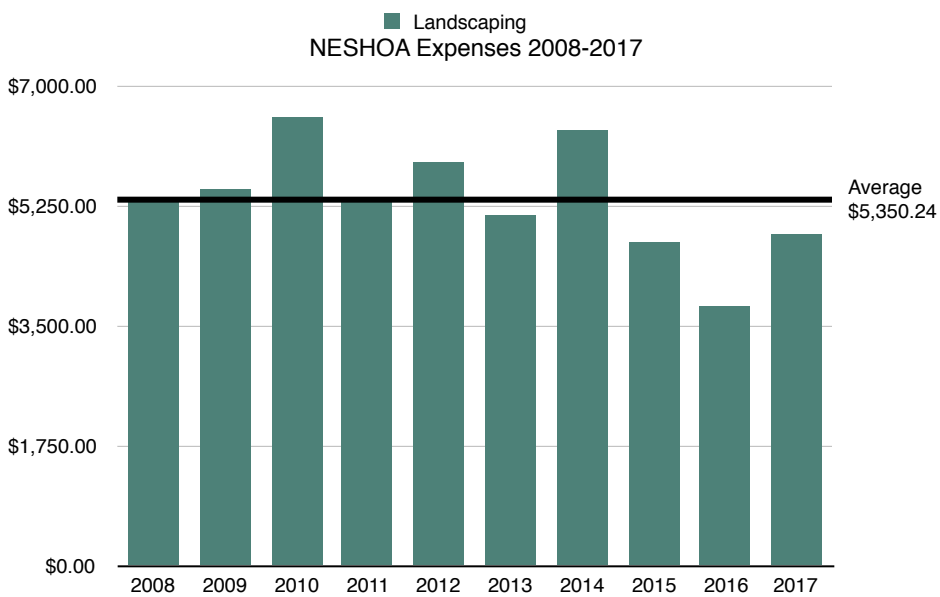
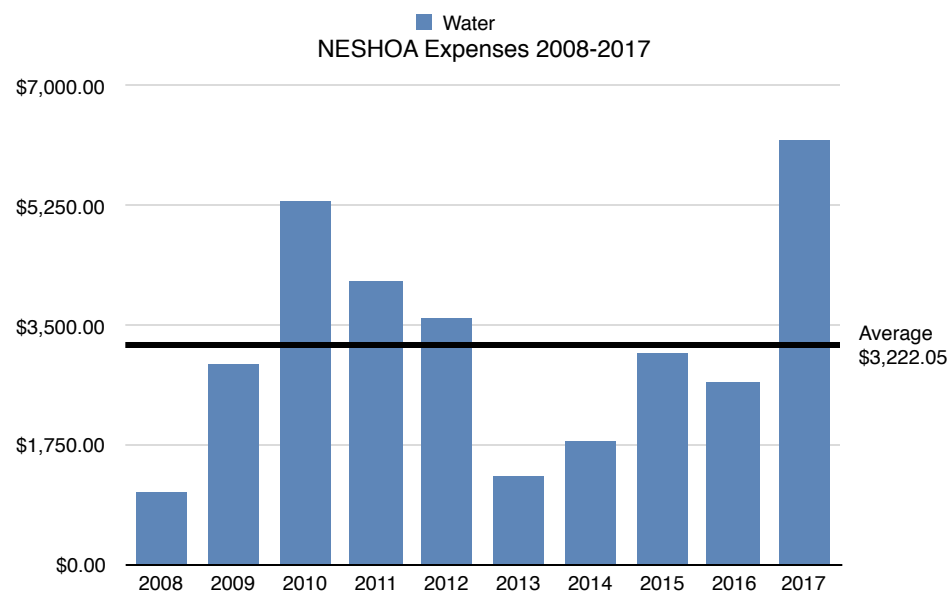
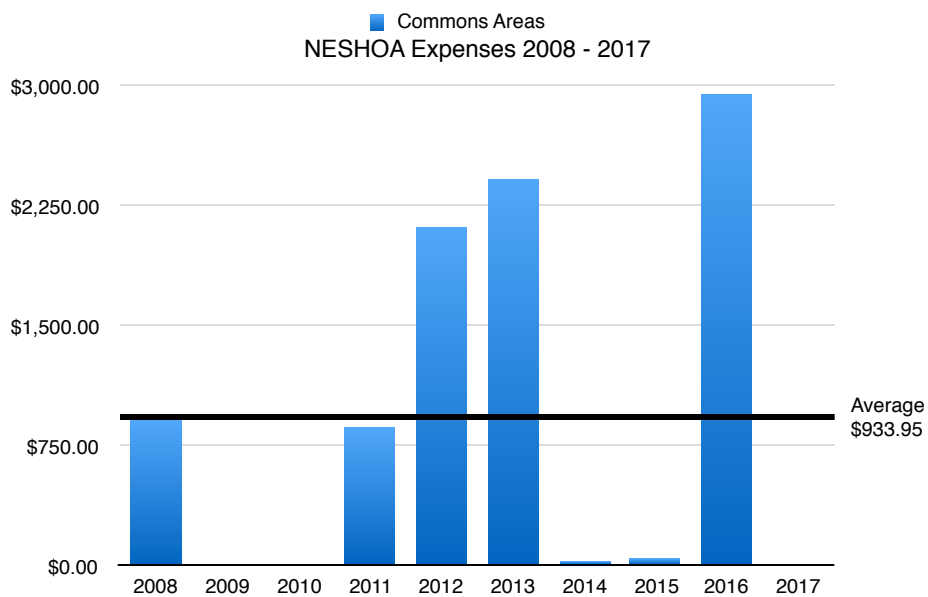
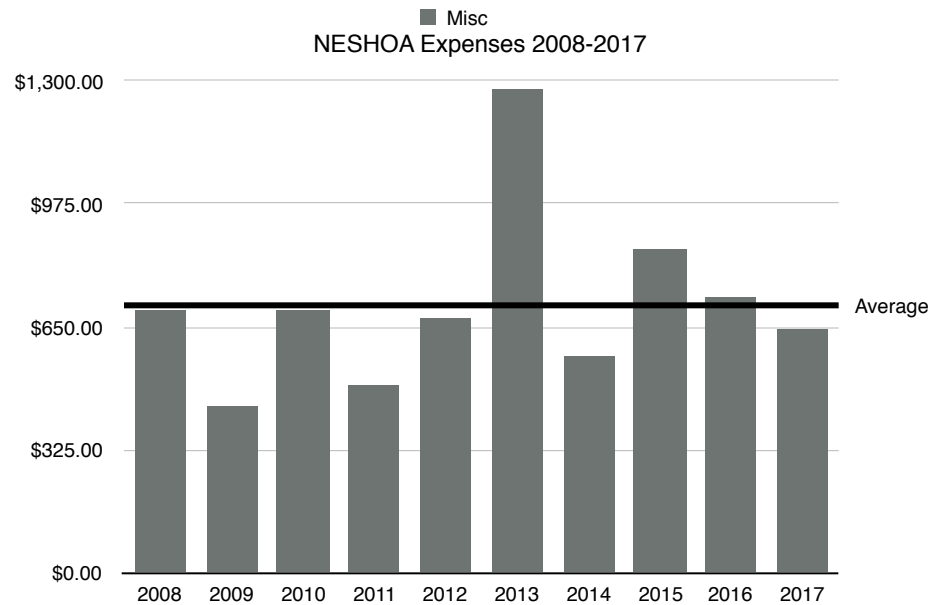
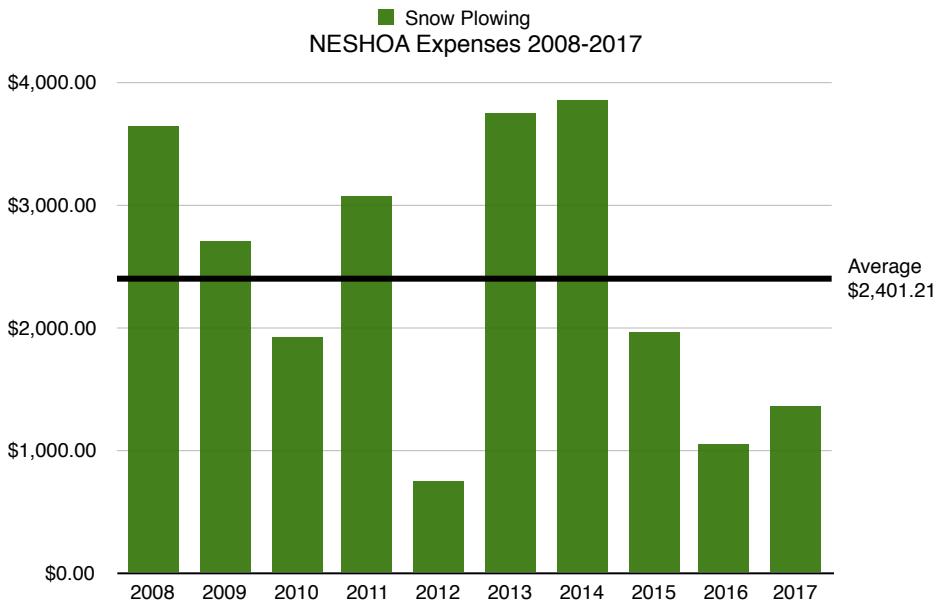
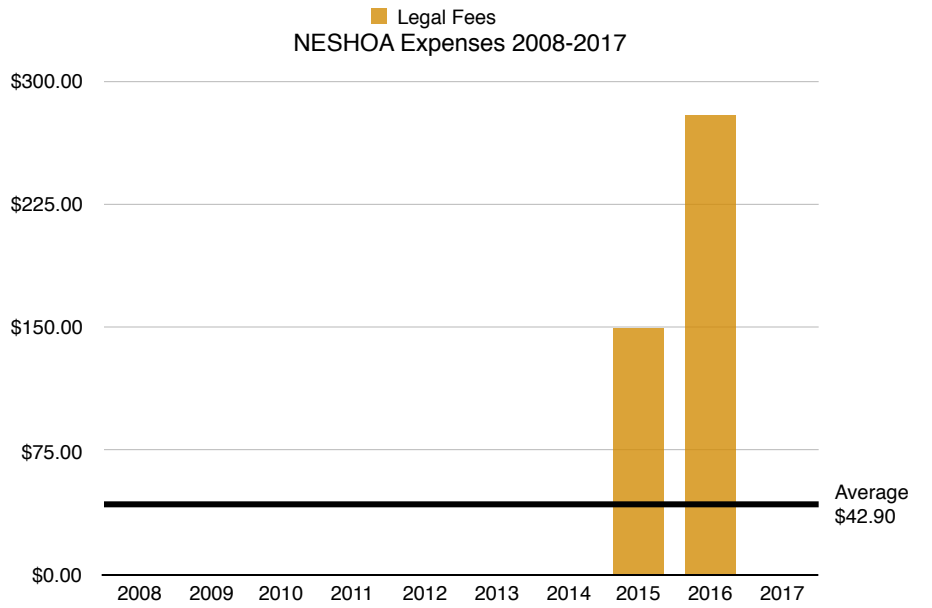
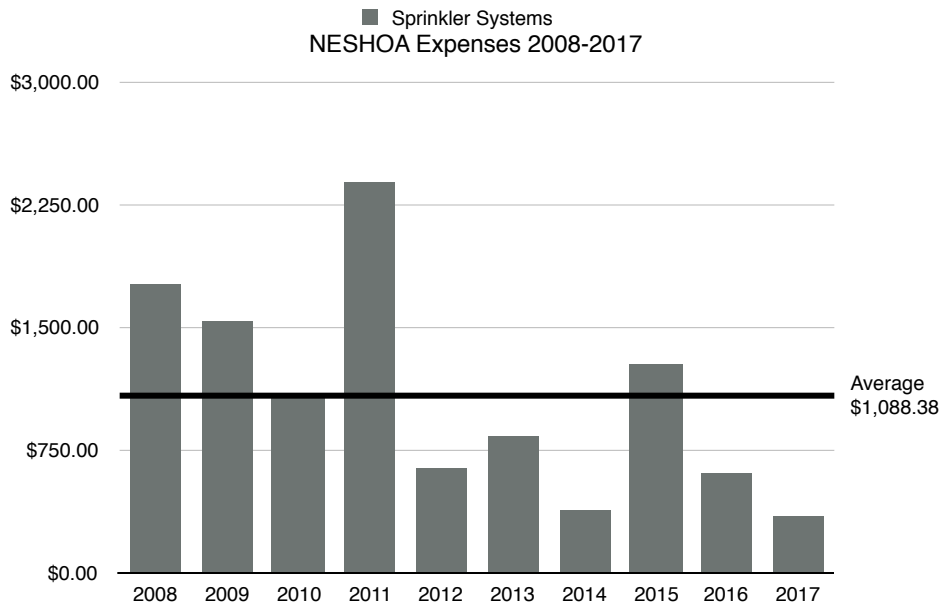
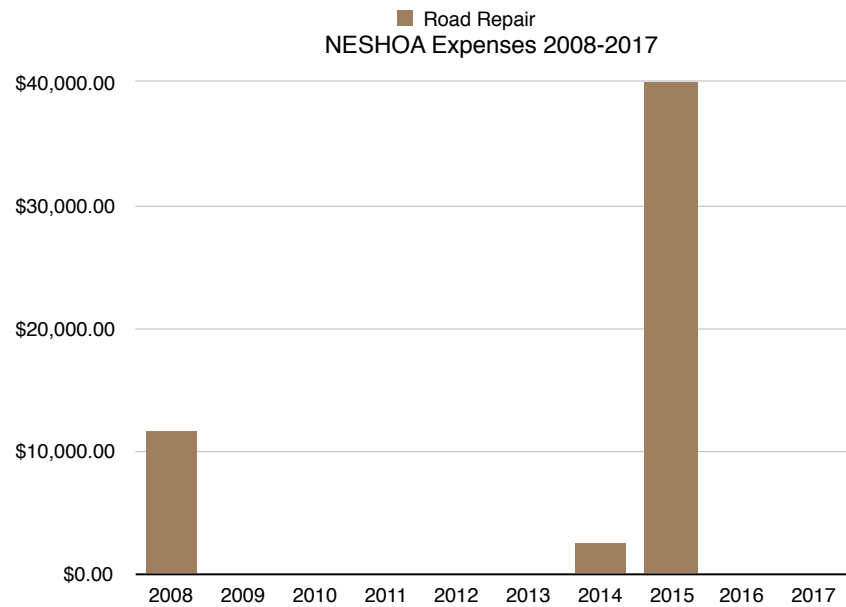
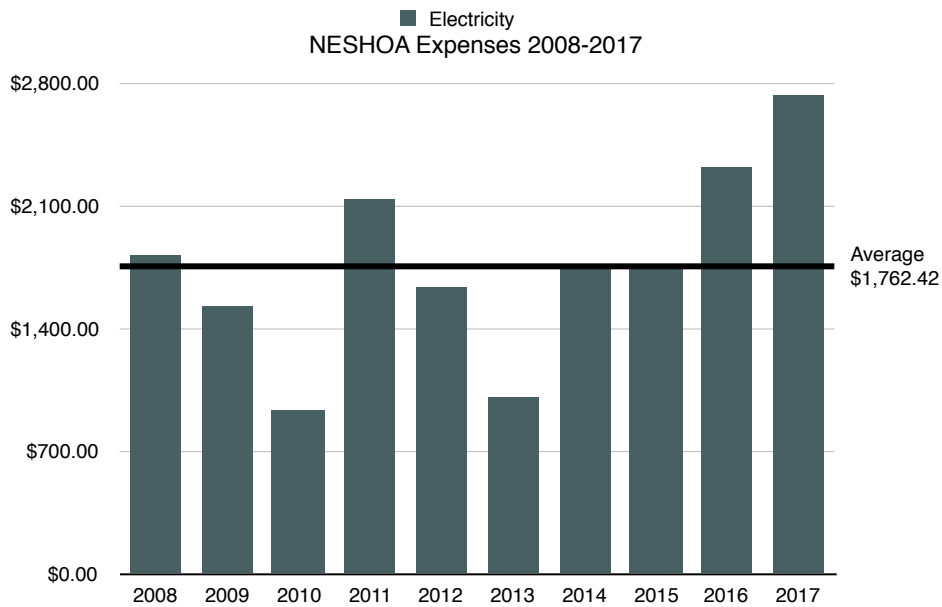
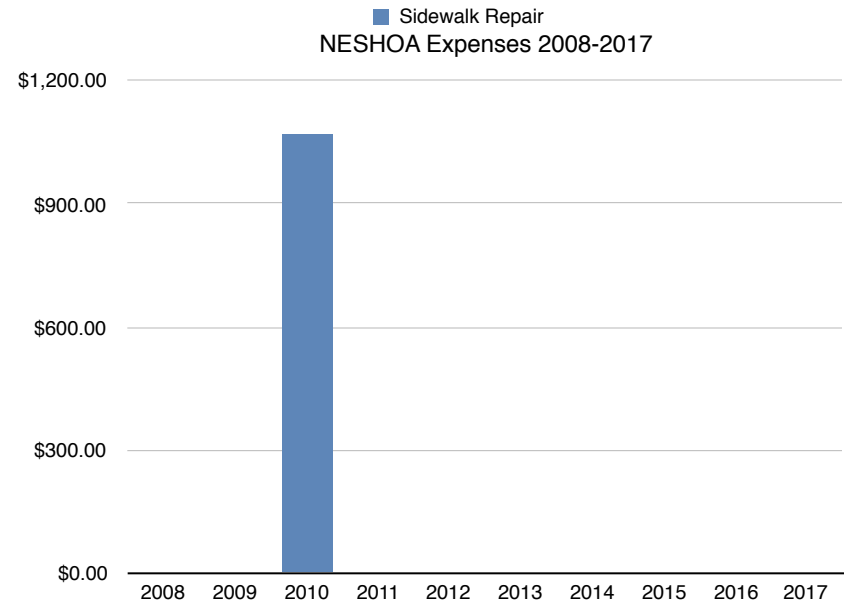
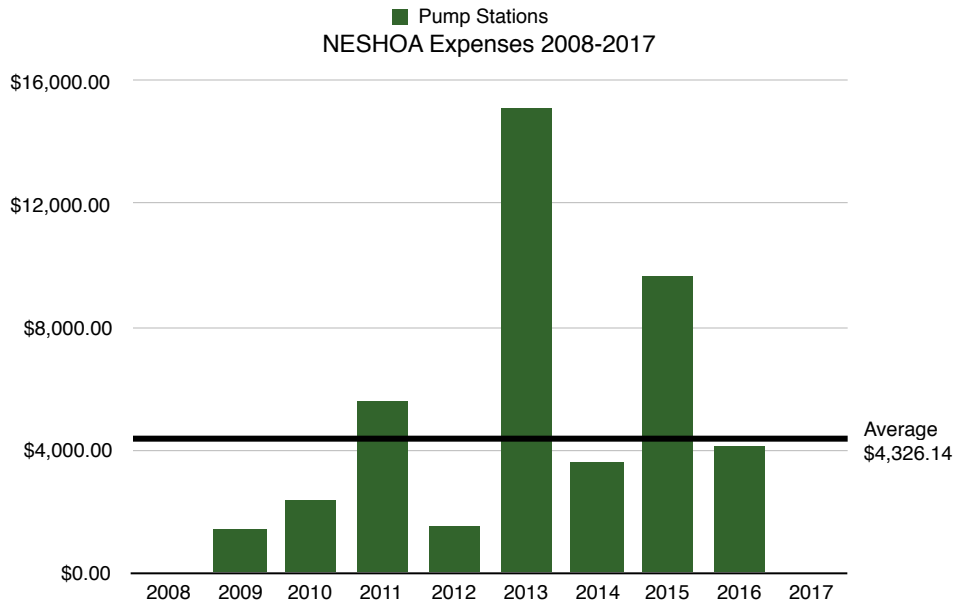


ARCHIVE OF EXPENSES - 2017: NOWLAND ESTATES SUBDIVISION HOMEOWNERS ASSOCIATION, INC.

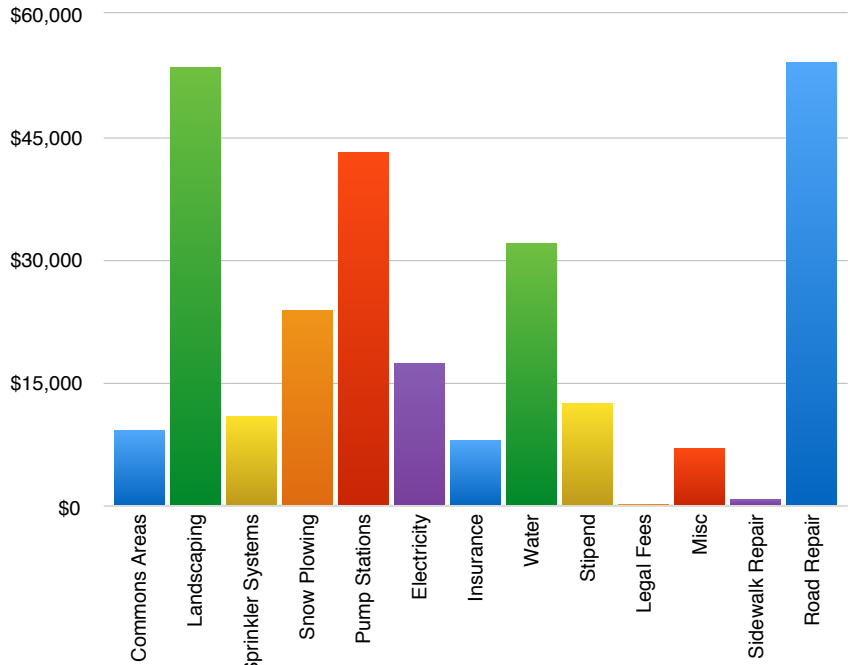
	End of Year Balance	Commons Areas	Landscaping	Sprinkler Systems	Snow Plowing	Pump Stations	Electricity	Insurance	Water	Stipend	Legal Fees	Misc	Sidewalk Repair	Road Repair
2008	\$ 2,031.02	\$ 915.00	\$ 5,399.83	\$ 1,770.00	\$3,629.83	\$ 0.00	\$ 1,812.51	\$ 749.00	\$1,087.02	\$ 0.00	\$ 0.00	\$ 691.47	\$ 0.00	\$ 11,700.00
2009	\$ 5,868.14	\$ 0.00	\$ 5,504.61	\$ 1,545.00	\$2,694.00	\$ 1,403.00	\$ 1,528.45	\$ 788.00	\$2,955.98	\$2,500.00	\$ 0.00	\$ 443.84	\$ 0.00	\$ 0.00
2010	\$ 8,052.09	\$ 0.00	\$ 6,565.28	\$ 1,075.00	\$1,911.00	\$ 2,387.60	\$ 930.25	\$ 795.00	\$5,332.44	\$1,250.00	\$ 0.00	\$ 692.00	\$1,068.48	\$ 0.00
2011	\$ 6,163.88	\$ 856.03	\$ 5,356.00	\$ 2,387.00	\$3,078.00	\$ 5,546.04	\$ 2,139.31	\$ 795.00	\$4,140.06	\$1,250.00	\$ 0.00	\$ 494.19	\$ 0.00	\$ 0.00
2012	\$ 11,312.70	\$ 2,118.26	\$ 5,900.00	\$ 652.00	\$ 744.02	\$ 1,505.00	\$ 1,642.04	\$ 795.00	\$3,602.10	\$1,250.00	\$ 0.00	\$ 672.76	\$ 0.00	\$ 0.00
2013	\$ 1,661.86	\$ 2,415.89	\$ 5,107.00	\$ 832.50	\$3,743.00	\$15,107.21	\$ 1,015.10	\$ 1,056.00	\$1,291.54	\$1,250.00	\$ 0.00	\$1,277.60	\$ 0.00	\$ 0.00
2014	\$ 4,036.12	\$ 25.61	\$ 6,358.00	\$ 378.50	\$3,852.13	\$ 3,553.00	\$ 1,748.54	\$ 799.00	\$1,809.05	\$1,250.00	\$ 0.00	\$ 576.81	\$ 0.00	\$ 2,500.00
2015	\$ 1,001.81	\$ 50.00	\$ 4,713.77	\$ 1,272.25	\$1,962.00	\$ 9,664.37	\$ 1,749.64	\$ 813.00	\$3,089.36	\$ 0.00	\$ 150.00	\$ 854.92	\$ 0.00	\$ 40,000.00
2016	\$ 4,981.65	\$ 2,955.56	\$ 3,768.84	\$ 616.00	\$1,045.00	\$ 4,095.18	\$ 2,322.00	\$ 817.00	\$2,678.05	\$2,500.00	\$ 279.00	\$ 726.43	\$ 0.00	\$ 0.00
2017	\$ 15,595.56	\$ 3.17	\$ 4,829.04	\$ 355.50	\$1,353.14	\$ 0.00	\$ 2,736.38	\$ 818.00	\$6,234.91	\$1,250.00	\$ 0.00	\$ 647.66	\$ 0.00	\$ 0.00
10 Yr Total	\$ 60,704.83	\$ 9,339.52	\$ 53,502.37	\$10,883.75	\$24,012.12	\$43,261.40	\$17,624.22	\$ 8,225.00	\$32,220.51	\$12,500.00	\$ 429.00	\$7,077.68	\$ 1,068.48	\$ 54,200.00







NESHOA Expenses - Ten Year Category Totals



10 Yr Total

- Commons Areas
- Snow Plowing
- Insurance
- Legal Fees
- Road Repair
- Landscaping
- Pump Stations
- Water
- Misc
- Sprinkler Systems
- Electricity
- Stipend
- Sidewalk Repair