	Commons Areas	Landscaping	Sprinkler Systems	Snow Plowing	Pump Stations	Electricity	Insurance	Water	Stipend	Legal Fees	Misc	Sign Repair	Road Repair	Sidewalk Repair	EFI Refund	Storm Sewer Structure 90 Maintenance
												Infrequent Items and Special Assessments				
1995					$ 110											
1996					$ 909											
1997					$ 1,910											
1998		$ 7,540		$ 2,848	$ 3,890	$ 865	$ 710	$ 1,809			$ 202					
1999		$ 4,744		$ 2,677	$ 1,925	$ 1,015	$ 710	$ 2,765			$ 1,009					
2000		$ 9,217		$ 3,407	$ 1,053	$ 1,211	$ 732	$ 1,907			$ 159					
2001		$ 6,614		$ 1,610	$ 2,800	$ 1,001	$ 498	$ 1,110			$ 514					
2002		$ 7,392		$ 1,335	$ 1,906	$ 1,039	$ 766	$ 2,081			$ 2,177					
2003		$ 6,628		$ 3,060	$ 14,464	$ 978	$ 766	$ 926			$ 816					
2004		$ 5,363		$ 1,530	$ 4,994	$ 2,094	$ 766	$ 2,906			$ 377					
2005	$ 3,051	$ 5,462	$ 580	$ 3,175	$ 4,885	$ 1,303	$ 749	$ 2,722	$ 1,250		$ 569					
2006	$ 1,300	$ 5,549	$ 730	$ 1,480	$ 2,093	$ 1,175	$ 749	$ 1,993	$ 1,250	$ -	$ 569	$ -	$ -	$ -	$ -	$ -
2007	$ 2,425	$ 4,996	$ 1,690	$ 1,250	$ 905	$ 793	$ 749	$ 2,421	$ 1,250	$ -	$ 979	$ 2,874	$ -	$ -	$ -	$ -
2008	$ 915	$ 5,400	$ 1,770	$ 3,630	$ -	$ 1,813	$ 749	$ 1,087	$ -	$ -	$ 691	$ -	$ 11,700	$ -	$ -	$ -
2009	$ -	$ 5,505	$ 1,545	$ 2,694	$ 1,403	$ 1,528	$ 788	$ 2,956	$ 2,500	$ -	$ 444	$ -	$ -	$ -	$ -	$ -
2010	$ -	$ 6,565	$ 1,075	$ 1,911	$ 2,388	$ 930	$ 795	$ 5,332	$ 1,250	$ -	$ 692	$ -	$ -	$ 1,068	$ -	$ -
2011	$ 856	$ 5,356	$ 2,387	$ 3,078	$ 5,546	$ 2,139	$ 795	$ 4,140	$ 1,250	$ -	$ 494	$ -	$ -	$ -	$ -	$ -
2012	$ 2,118	$ 5,900	$ 652	$ 744	$ 1,500	$ 1,642	$ 795	$ 3,602	$ 1,250	$ -	$ 673	$ -	$ -	$ -	$ -	$ -
2013	$ 2,416	$ 5,107	$ 833	$ 3,743	$ 15,107	$ 1,015	$ 1,056	$ 1,292	$ 1,250	$ -	$ 1,278	$ -	$ -	$ -	$ -	$ -
2014	$ 26	$ 6,358	$ 379	$ 3,852	$ 3,553	$ 1,749	$ 799	$ 1,809	$ 1,250	$ -	$ 577	$ -	$ 2,500	$ -	$ -	$ -
2015	$ 50	$ 4,714	$ 1,272	$ 1,962	$ 9,664	$ 1,750	$ 813	$ 3,089	$ -	$ 150	$ 855	$ -	$ 40,000	$ -	$ -	$ -
2016	$ 2,956	$ 3,769	$ 616	$ 1,045	$ 4,095	$ 2,322	$ 817	$ 2,678	$ 2,500	$ 279	$ 726	$ -	$ -	$ -	$ 50	$ -
2017	$ 3	$ 4,829	$ 356	$ 1,353	$ -	$ 2,736	$ 818	$ 6,235	$ 1,250	$ -	$ 648	$ -	$ -	$ -	$ -	$ -
2018	$ 3,492	$ 2,555	$ 677	$ 1,400	$ 13,037	$ 1,390	$ 789	$ 1,331	$ 1,250	$ -	$ 645	$ -	$ -	$ -	$ -	$ 2,500
2019	$ 57	$ 5,520	$ 860	$ 510	$ 14,013	$ 1,187	$ 778	$ 1,371	$ 1,250	$ -	$ 670	$ -	$ 10,000	$ -	$ -	$ 8,300
2020	$ 5,819	$ 4,525	$ 804	$ 280	$ 14,495	$ 1,222	$ 800	$ 2,138	$ -	$ -	$ 397	$ -	$ -	$ 1,434	$ -	$ -
10 Yr Avg	$ 1,779	$ 4,863	$ 883	$ 1,797	$ 8,101	$ 1,715	$ 826	$ 2,769	$ 1,125	$ 43	$ 696					

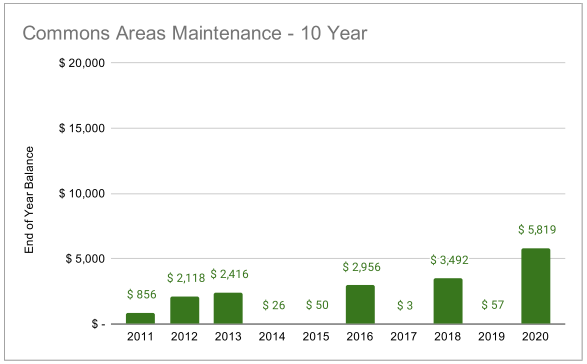
Commons Areas Maintenance - 10 Year
End of Year Balance
$ 20,000
$ 15,000
$ 10,000
$ 5,000
$ -
$ 856
$ 2,118
$ 2,416
$ 26
$ 50
$ 2,956
$ 3
$ 3,492
$ 57
$ 5,819
2011
2012
2013
2014
2015
2016
2017
2018
2019
2020

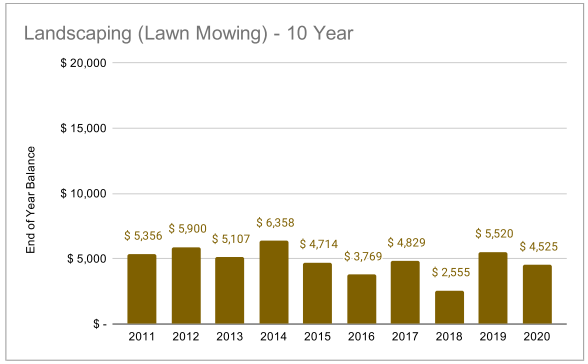
Landscaping (Lawn Mowing) - 10 Year
End of Year Balance
$ 20,000
$ 15,000
$ 10,000
$ 5,000
$ -
$ 5,356
$ 5,900
$ 5,107
$ 6,358
$ 4,714
$ 3,769
$ 4,829
$ 2,555
$ 5,520
$ 4,525
2011
2012
2013
2014
2015
2016
2017
2018
2019
2020

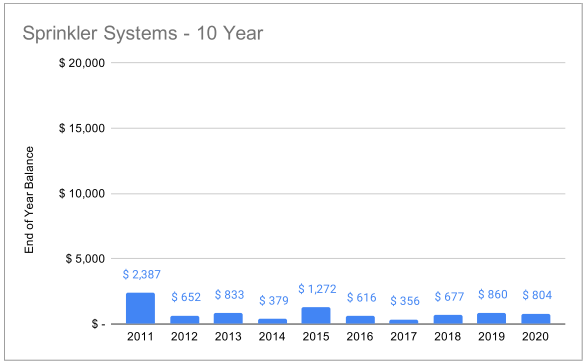
Sprinkler Systems - 10 Year
End of Year Balance
$ 20,000
$ 15,000
$ 10,000
$ 5,000
$ -
$ 2,387
$ 652
$ 833
$ 379
$ 1,272
$ 616
$ 356
$ 677
$ 860
$ 804
2011
2012
2013
2014
2015
2016
2017
2018
2019
2020

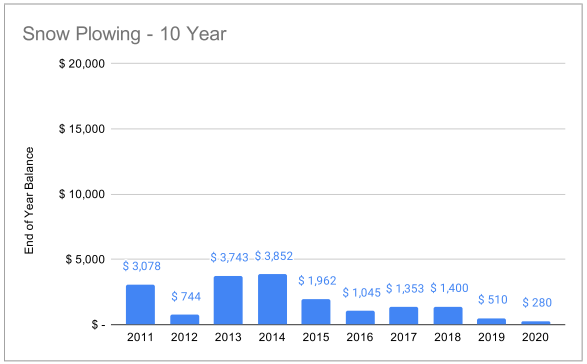
Snow Plowing - 10 Year
End of Year Balance
$ 20,000
$ 15,000
$ 10,000
$ 5,000
$ -
$ 3,078
$ 744
$ 3,743
$ 3,852
$ 1,962
$ 1,045
$ 1,353
$ 1,400
$ 510
$ 280
2011
2012
2013
2014
2015
2016
2017
2018
2019
2020

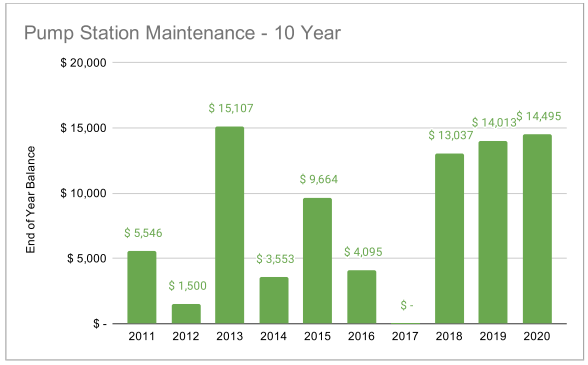
Pump Station Maintenance - 10 Year
End of Year Balance
$ 20,000
$ 15,000
$ 10,000
$ 5,000
$ -
$ 5,546
$ 1,500
$ 15,107
$ 3,553
$ 9,664
$ 4,095
$ -
$ 13,037
$ 14,013
$ 14,495
2011
2012
2013
2014
2015
2016
2017
2018
2019
2020

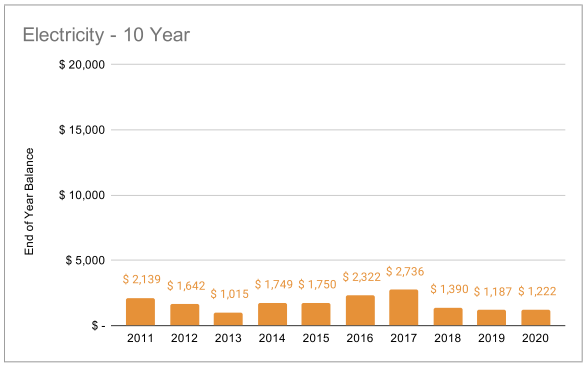
Electricity - 10 Year
End of Year Balance
$ 20,000
$ 15,000
$ 10,000
$ 5,000
$ -
$ 2,139
$ 1,642
$ 1,015
$ 1,749
$ 1,750
$ 2,322
$ 2,736
$ 1,390
$ 1,187
$ 1,222
2011
2012
2013
2014
2015
2016
2017
2018
2019
2020

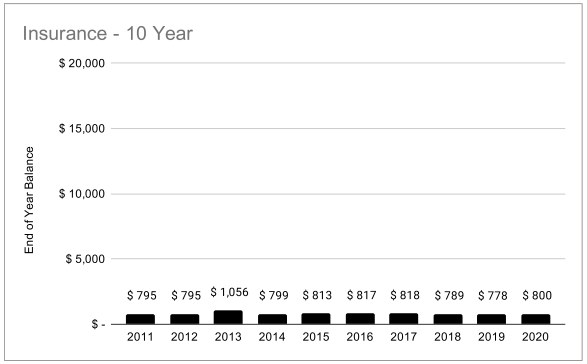
Insurance - 10 Year
End of Year Balance
$ 20,000
$ 15,000
$ 10,000
$ 5,000
$ -
$ 795
$ 795
$ 1,056
$ 799
$ 813
$ 817
$ 818
$ 789
$ 778
$ 800
2011
2012
2013
2014
2015
2016
2017
2018
2019
2020

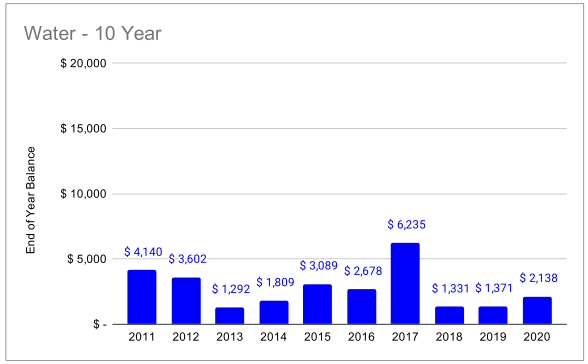
Water - 10 Year
End of Year Balance
$ 20,000
$ 15,000
$ 10,000
$ 5,000
$ -
$ 4,140
$ 3,602
$ 1,292
$ 1,809
$ 3,089
$ 2,678
$ 6,235
$ 1,331
$ 1,371
$ 2,138
2011
2012
2013
2014
2015
2016
2017
2018
2019
2020

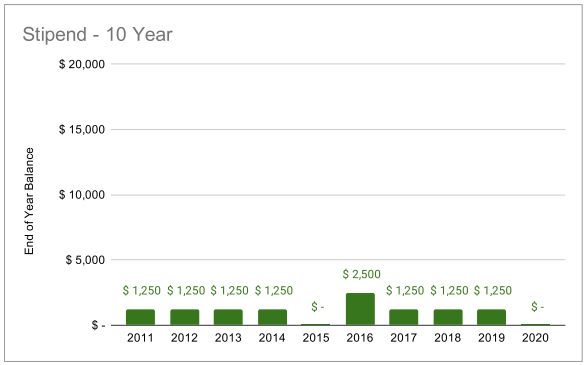
Stipend - 10 Year
End of Year Balance
$ 20,000
$ 15,000
$ 10,000
$ 5,000
$ -
$ 1,250
$ 1,250
$ 1,250
$ 1,250
$ -
$ 2,500
$ 1,250
$ 1,250
$ 1,250
$ -
2011
2012
2013
2014
2015
2016
2017
2018
2019
2020

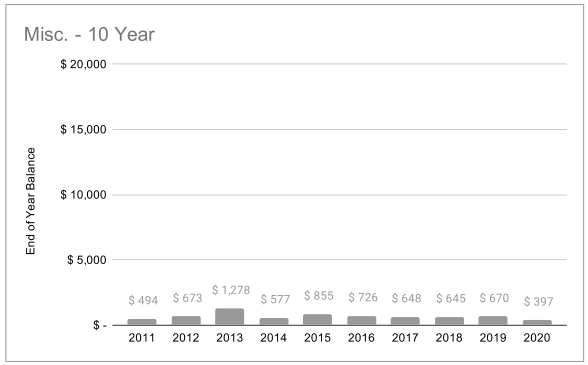
Misc. - 10 Year
End of Year Balance
$ 20,000
$ 15,000
$ 10,000
$ 5,000
$ -
$ 494
$ 673
$ 1,278
$ 577
$ 855
$ 726
$ 648
$ 645
$ 670
$ 397
2011
2012
2013
2014
2015
2016
2017
2018
2019
2020

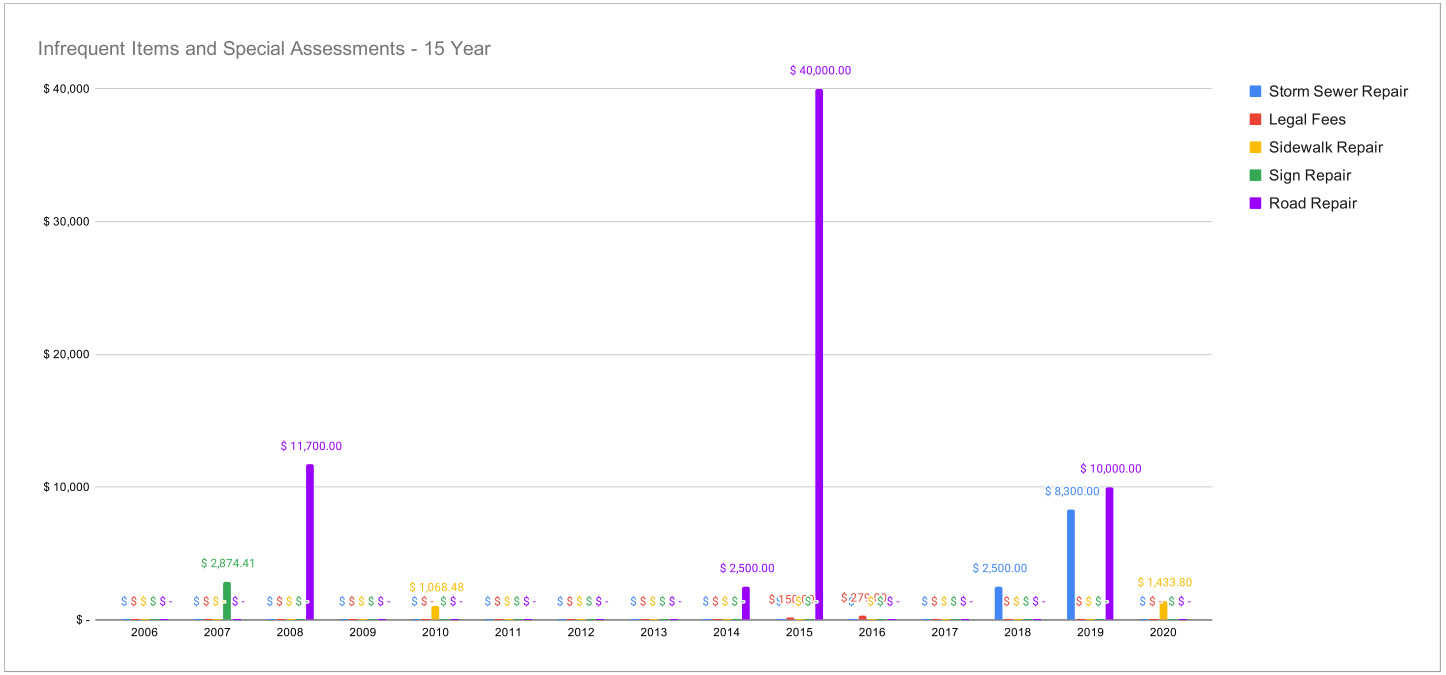
Infrequent Items and Special Assessments - 15 Year
$ 40,000
$ 30,000
$ 20,000
$ 10,000
$ -
$ 2,874.41
$ 11,700.00
$ 1,068.48
$ 2,500.00
$ 40,000.00
$ 2,500.00
$ 8,300.00
$ 10,000.00
$ 1,433.80
2006
2007
2008
2009
2010
2011
2012
2013
2014
2015
2016
2017
2018
2019
2020
Storm Sewer Repair
Legal Fees
Sidewalk Repair
Sign Repair
Road Repair